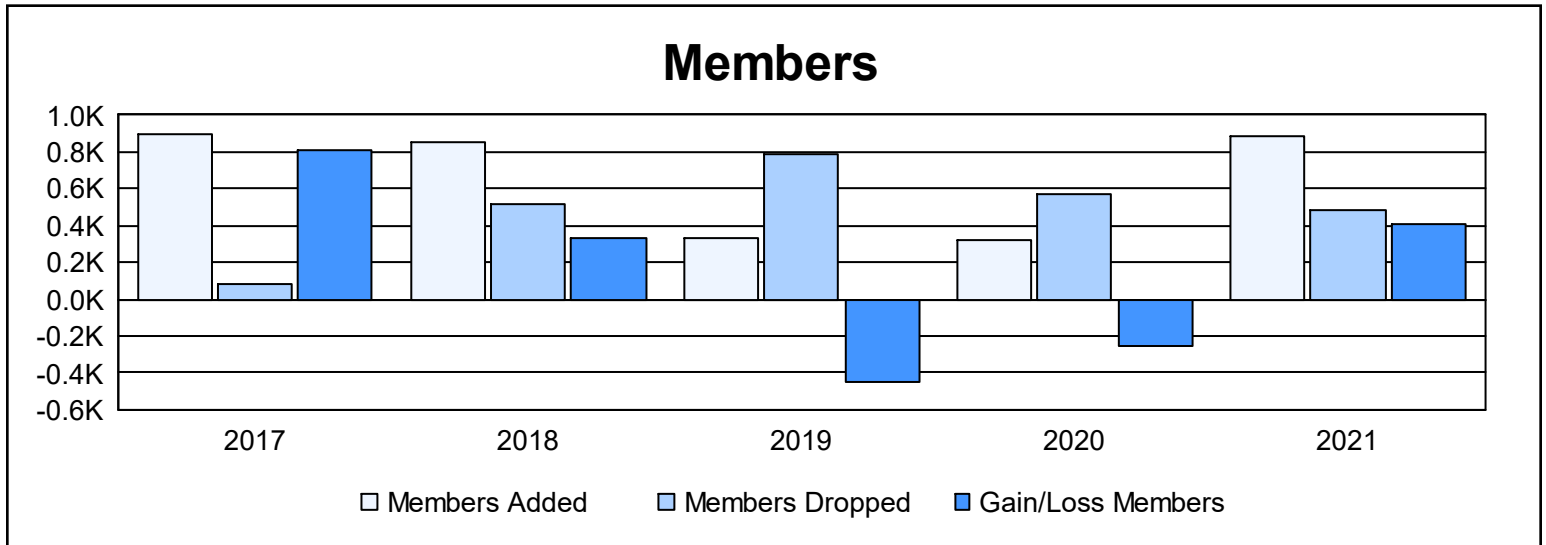
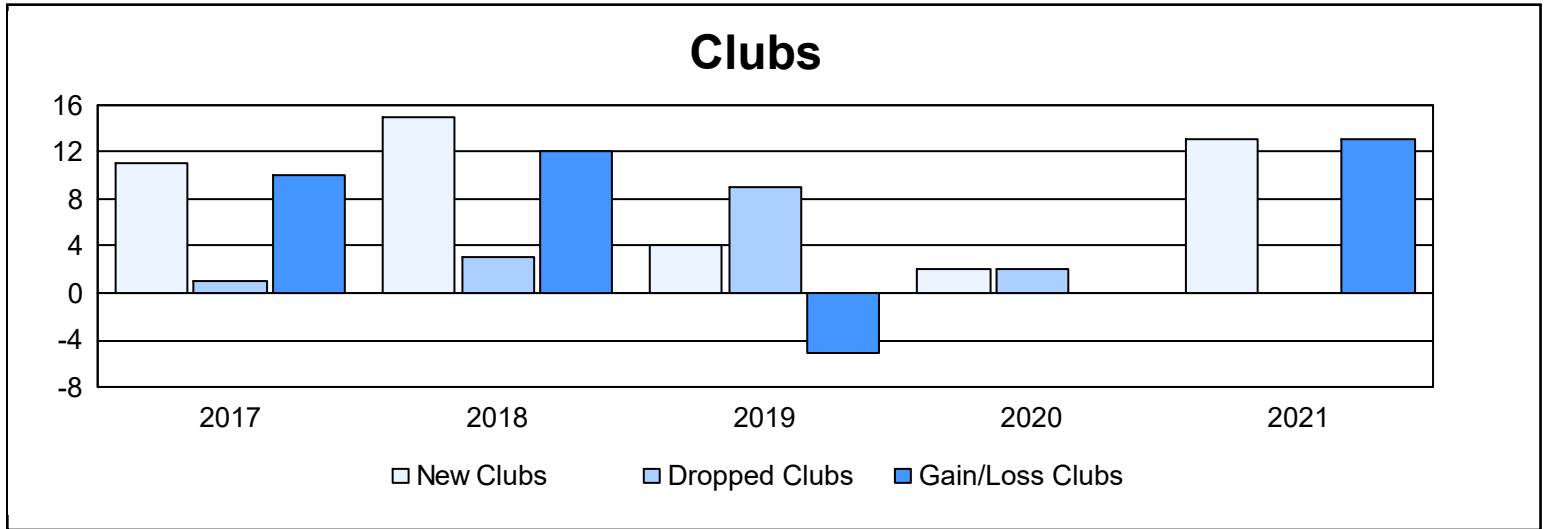
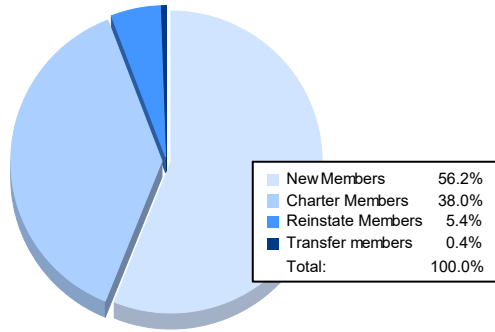


Year	New Clubs	Dropped Clubs	Gain/ Loss Clubs	New Members	Charter Members	Reinstate Members	Transfer Members	Total Member Added	Total Members Dropped	Gain/ Loss Members
2016-2017	11	1	10	601	272	18	0	891	86	805
2017-2018	15	3	12	490	328	22	9	849	516	333
2018-2019	4	9	-5	196	118	20	1	335	786	-451
2019-2020	2	2	0	194	64	35	27	320	572	-252
2020-2021	13	0	13	500	338	48	4	890	482	408
<b>Average</b>	<b>9</b>	<b>3</b>	<b>6</b>	<b>396</b>	<b>224</b>	<b>29</b>	<b>8</b>	<b>657</b>	<b>488</b>	<b>169</b>



### Membership Composition June 2021 Cumulative



### Gender Composition June 2021 Cumulative

